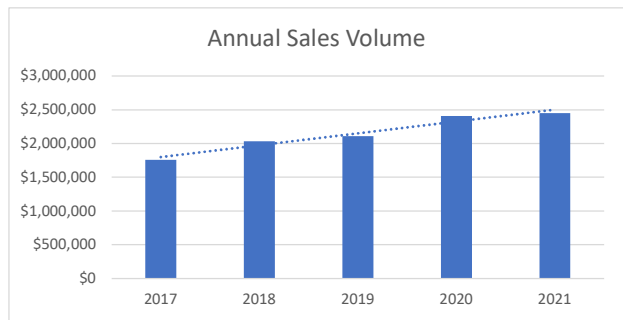
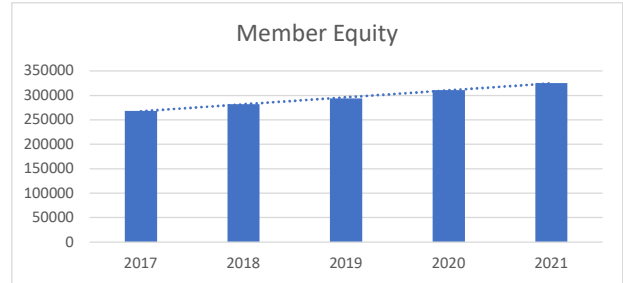


# 2021 Maple City Market Co-op Annual Report

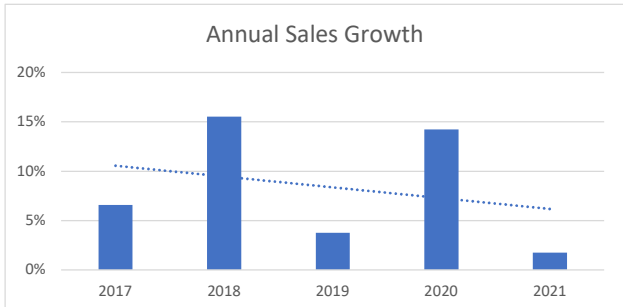
**Ends Statements: Because of MCM, there will be a healthy community nourished and educated by:**  
**1. EQUITABLE economic practices; 2. REGENERATIVE environmental impacts; 3. INCLUSIVE, socially responsible relationships**

Balance Sheet	2021*	2020	2019
<b>Assets</b>			
Cash & Equivalents	\$385,229	\$280,408	\$41,765
Accounts Receivable	\$14,436	\$14,371	\$6,305
Other Current Assets	\$150,635	\$166,150	\$131,744
<b>Total Current Assets</b>	<b>\$550,300</b>	<b>\$460,929</b>	<b>\$179,814</b>
Fixed Assets	\$124,697	\$127,184	\$140,398
Other Assets	\$52,205	\$65,709	\$46,742
<b>Total Assets</b>	<b>\$727,202</b>	<b>\$653,822</b>	<b>\$366,954</b>
<b>Liabilities</b>			
Accounts Payable	\$84,514	\$77,938	\$76,944
Patronage Dividend Payable	\$0	\$20,957	\$0
Other Current Liabilities	\$45,322	\$64,880	\$51,931
Total Current Liabilities	\$129,836	\$163,775	\$128,875
Long Term Liabilities	\$0	\$93,721	\$0
<b>Total Liabilities</b>	<b>\$129,836</b>	<b>\$257,496</b>	<b>\$128,875</b>
<b>Equity</b>			
Member Equity	\$325,228	\$310,939	\$294,252
Patronage Dividends Retained	\$83,830	\$83,830	\$0
Earnings	\$188,308	\$1,557	(\$56,174)
<b>Total Equity</b>	<b>\$597,366</b>	<b>\$396,326</b>	<b>\$238,078</b>
<b>Total Liabilities &amp; Equity</b>	<b>\$727,202</b>	<b>\$653,822</b>	<b>\$366,953</b>

A total of 2092 Co-op Members made a purchase in 2021  
 Sales to Co-op Members accounted for 79.5% of all sales



Income Statement	2021	2020	2019
<b>Income</b>			
Sales and Returns	\$2,448,743	\$2,406,880	\$2,107,138
Cost of Goods	\$1,545,477	\$1,463,155	\$1,338,913
<b>Gross Profit Margin</b>	<b>\$903,266</b>	<b>\$943,725</b>	<b>\$768,225</b>
<b>Expenses</b>			
Personnel	\$551,275	\$554,206	\$492,009
Occupancy	\$69,996	\$66,698	\$65,329
Depreciation	\$10,361	\$11,307	\$8,366
Operating	\$93,562	\$93,960	\$74,221
Administration	\$42,956	\$38,327	\$49,729
Marketing	\$25,251	\$17,984	\$28,439
Member Discounts	\$21,148	\$20,289	\$14,952
Governance	\$9,927	\$9,990	\$13,742
<b>Total Operating Expense</b>	<b>\$824,476</b>	<b>\$812,761</b>	<b>\$746,787</b>
Other Income & Expenses	\$103,337	\$18,702	\$3,842
<b>Net Income</b>	<b>\$182,127</b>	<b>\$149,666</b>	<b>\$25,280</b>



\*2021 unreviewed statements, pre-tax & pre-patronage

